




CONTINUOUS MONO DOSE

A PATIENT'S GUIDE



REMOVE THE CAP

You must remove the cap from the top of the bottle before use.

Do not discard the cap as you must replace it after use.



PRIMING THE SYSTEM

Before first use only, the bottle must be primed. To do this invert the bottle and pump the base 6-10 times until the first drop appears. The system is now ready for use.

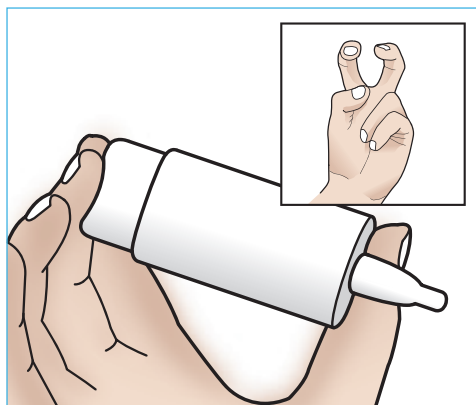
COMPLIANCE AID
ComplEye

SCOPE



LONDON: Scope Ophthalmics, Leeds House,
4 Amberley Court, Whitworth Road,
County Oak Way, Crawley,
West Sussex, RH11 7XL
Freephone UK: **0800 270 0253**
www.scopeophthalmics.com

DUBLIN: Scope Ophthalmics, Suite 5, Westland House,
Westland Park, Willow Road, Dublin 12, Ireland
Freephone Ireland: **1800 816 005**
www.scopeophthalmics.ie
Email: info@scopeophthalmics.com



THE BUNNY GRIP

Place two fingers on the base of the bottle and your thumb on the shoulder, forming a 'bunny ears' like grip.



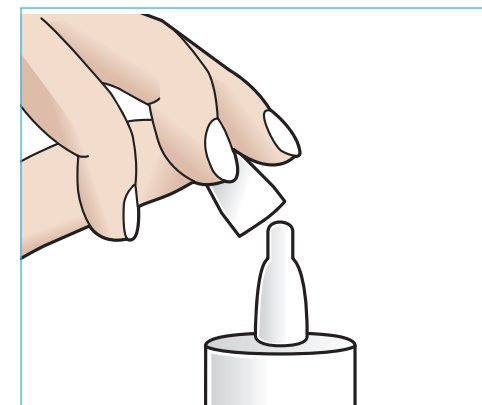
SUPPORTING HAND

For best use, use your free hand as a support to the hand holding the bottle and rest it against your face.



RELEASING ONE DROP

Pull down your lower eyelid using your support hand. Tilt your head back and press on the base to release one drop. Take care not to touch the tip of the bottle against your eye or lid margins.



REPLACE THE CAP

Replace the cap on to the top of the bottle after use.